

YCOE ALTERNATIVE EDUCATION

IMPORTANT DATES

YCOE Stakeholder Meetings (LCAP)

When:

March 30, 2:00-3:00

April 28, 2:30-4:00

Where: YCOE, 1280 Santa Anita Court, Conference Center

Site Stakeholder Meetings (LCAP)

When:

April 12, 5:30pm

May 9, 5:30 pm

Where: Cesar Chavez Woodland Campus

Please join us at these sessions as we seek the input of you, our parents, partner agencies, staff & students regarding our alternative education programs.

Spring Open House, Art Show and Dinner

When: Tuesday, May 2nd @ 5:30pm

Where: Cesar Chavez Woodland Campus

Please join us to see what our students have been working on in class and with Yolo Arts. We will be providing dinner.

Woodlands "First Friday Art Walk"

When: Friday, May 5th 5:30p to 9:30p

Where: Location to be determined

Our Students have been working hard this year with Yolo Arts producing various types of artwork. Their artwork will on public display and/or for sale in Downtown Woodland.



Yolo County
OFFICE OF
EDUCATION
Jesse Ortiz, Ed.D., *Superintendent of Schools*



Date:

Wednesday,
April 5, 2017

Time:

2:00PM-5:00PM

Location:

Yolo County Office of Ed
1280 Santa Anita Ct
Woodland

Free Event!


Purpose:

Provide an opportunity for learning more about issues impacting the LGBTQ+ community and model practices in providing support and advocacy on behalf of youth and families

Audience:

Teachers, Administrators, and Service Providers who interact with youth and families representative of the LGBTQ+ community.

Click **HERE** to Register or go to the link: <https://goo.gl/UVfT5V>
or call/email **Andrea V Barajas** at: andrea.barajas@ycoe.org/530-668-3710



LGBTQ+ Forum

Program

- Welcome & Purpose

- Setting the Context:
 - My Story
 - Terminology
 - Spoken Word Performance

- Panel Discussion.....Youth, Parents, Activists, & Allies *(Hear from youth and families directly impacted by the policies and practices in place in our Yolo County schools and communities.)*

- Creating Safe Spaces for LGBTQ+ Youth in Schools and in the Community – Presentation
Davis Phoenix Coalition

- Q & A Session

- Brief Reception

YCOE Board Update

March 28, 2017

Special Education

- Saturday, March 18th, the NorCal Trykers bike build day;
- SELPA's Family Transition Fair, Tuesday, March 21st, there were four informational sessions for families to attend on various topics and a vendor fair with a variety of vendors (DR; Alta; Supported employment agencies, etc.)
- Saturday, March 25th, the Bike give away at Greengate awarded seven bikes to families. students/families that have bikes being donated to them
- Monday, March 27th, the George Hinkle Revocable Trust awarded the Greengate Autism program \$136,845.94

Curriculum, Instruction & Student Services

- Project SOLAR Alternative Education Energy Academy. Initiated 6 week program with YCCP students integrating with projects at Fairgrounds and classroom lessons. Includes art and educational technology.
- Second field trip to Grasslands Regional Park with 26 Davis HS students to work on native plant hedgerow and learn about vernal pools, grasslands plants and solar energy. Collaboration with STREAM, Project SOLAR & Center for Land-based Learning.
- Introduction to new science standards (NGSS) workshop for all teachers at EPIC charter school in West Sacramento.
- Students engaged in industry driven field trips to learn about product design and silk screening.
- Partnered with Taller Arte Nuevo Amanecer to offer silk screen and mural opportunities with our Cesar Chavez and Cache Creek High students
- Rolled out online industry aligned safety training across CTE pathways
- Awarded additional CTE TEACH teacher support funding to assist in preparing our new teachers with understanding the 11 elements of a high quality CTE program.
- Graduated 15 middle school girls in from STEAM playbook for teens afterschool program.
- CCCS WASC visitation 3/26-3/28
- **Upcoming events:**
 - April 4th, 2nd Annual Alternative Education Student Leadership Conference, "Dare to Dream", from 9:30 to 1:30 at the Yolo COE Conference Center
 - Spring Break CTE Enrichment Activity on April 17th, 18th, and 19th from 9:00 to 2:30 at Woodland High School AG Shop

LCAP District Support


- Friday, March 24th, delivered a LCAP District Support Workshop for our four county collaborative (4 of the 5 Yolo school districts attended)
 - YCOE LCAP Review Team created Dashboard summary reports and an online district comparison data summary chart as tools for the continuous improvement conversation

JACK HINKLE TTEE
U/A DTD 01/23/2012
GEORGE W HINKLE 2012 REVOCABLE
TRUST
476 GLACIER WAY
MONMOUTH, OR 97361-1768

1401727316

1035
62-15/311

3-25-17
Date

Pay to the Order of YOLO COUNTY AUSTIC PROGRAM \$136,845.94
ONE HUNDRED THIRTY SIX THOUSAND
EIGHT HUNDRED FORTY FIVE DOLLARS & 94/100 — Dollars  Security Features Details on Back.

Edward Jones
Payable at:
760 Moore Road
King of Prussia, PA 19406

For DONATION GEO. HINKLE TRUST Jack W. Hinkle TTEE MP

⑆03⑆100⑆57⑆ 1878624643⑆ 1035

North Central Counties PLN LCAP Support Workshop

March 24, 2017
9:00 a.m. TO 3:00 p.m.

Topics: Agenda

Orientation 9:00 – 9:30

Table Talks 9:30-12:00

State Indicators: Participants can review their indicators and identify areas of progress, areas for improvement and achievement gaps.

Local Indicators: Participants will discuss their local indicators. There will be samples of the options available for each local indicator.

LCAP Template: Participants will discuss and receive input on their Annual Update, Goals, Actions, and Services (bring copy of LCAP).

Budget and Expenditures: Participants will have their specific and general questions answered on their LCAP budget and expenditures.

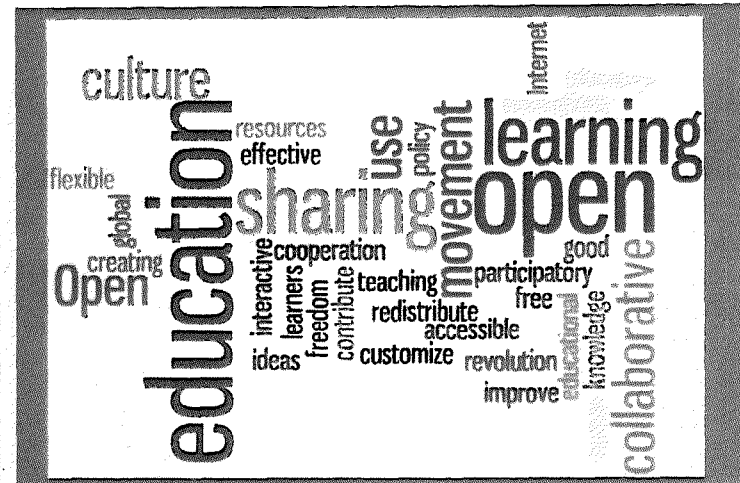
Dashboard: Participants will explore the Dashboard at an introductory and advanced level depending on their need.

Networking Table: Bring a charged laptop to work on your LCAP and network with colleagues

Promising Practices 12:30-1:30

Promising Practices Panel: Continuous Improvement dialogue

LCAP Team networking 1:30 – 3:00



Who should attend?

**Superintendents, District
Administrators, LCAP
Teams**

(Bring laptops and LCAPs)

RSVP to Anissa Still by March 22

anissa.still@ycoe.org

Yolo County Office of Education

1280 Santa Anita Court

Woodland, CA

Conference Center


Yolo County Dashboard District Data Summary

Districts	Indicators				
	Suspension	English Learner Progress (K-12)	Graduation Rate	English Language Arts	Mathematics
Davis https://goo.gl/293sm9	Low 2.2% Declined -1.4% https://goo.gl/u6ODKE	High 75.7% Maintained +0.3% https://goo.gl/V8B7ms	Very High 95.4% Declined -2.1% https://goo.gl/mSLVAv	High 36.8 points above level 3 Maintained +4.7 points https://goo.gl/BNooFA	High 30.4 points above Level 3 Maintained +2.9 points https://goo.gl/h7Mgks
Esparto https://goo.gl/wmbrhK	High 7.7% Maintained -0.2% https://goo.gl/L7gbxz	Low 65.2% Declined -5.2% https://goo.gl/OVvRkN	High 92.7% Increased +1.7% https://goo.gl/9QqlbK	Low 60.4 points below level 3 Declined -10.4 points https://goo.gl/Jcgh4q	Low 81.4 points level 3 Declined Significantly -17.7 points
Washington https://goo.gl/CTJYkV	Medium 4.4% Declined -1.5% https://goo.gl/fxyvRj	Medium 69.3% Increased +1.5% https://goo.gl/5cFM Mx	High 94.3% Increased +1.2% https://goo.gl/7SVpG r	Low 21 points below level 3 Increased +7.1 points https://goo.gl/mb8V7R	Low 46.7 points below level 3 Increased +6.4 points https://goo.gl/KjGa0H
Winters https://goo.gl/noMffu	High 6.6% Increased +1.6% https://goo.gl/935UYT	Low 62.8% Declined -5.8% https://goo.gl/psJm8 r	High 91.4% Declined -3.8% https://goo.gl/nt900q	Low 36.6 points below level 3 Increased +14.5 points https://goo.gl/OvDB77	Low 61.3 points below level 3 Increased +8.7 points https://goo.gl/BXz02x
Woodland https://goo.gl/T0H5rz	Very High 9.1% Increase Significantly +2.8%	Medium 67.8% Declined -3.6% https://goo.gl/YC4S Dw	High 93.4% Increased +1.2% https://goo.gl/SxJnih	Low 28.4 points below level 3 Increase +10.2 points https://goo.gl/VD6vq7	Low 51.5 points level 3 Increase +5.5 points https://goo.gl/ccHuwe

Yolo County Dashboard District Data Summary

Districts	Indicators				
	Suspension	English Learner Progress (K-12)	Graduation Rate	English Language Arts	Mathematics
Davis https://goo.gl/293sm9	California Model 5X5 Placement Reports & Data https://goo.gl/EUBY9w	California Model 5X5 Placement Reports & Data https://goo.gl/A95rAB	California Model 5X5 Placement Reports & Data https://goo.gl/7VzZwR	California Model 5X5 Placement Reports & Data https://goo.gl/cJSejo	California Model 5X5 Placement Reports & Data https://goo.gl/n3BPwY
Esparto https://goo.gl/wmbrhK	California Model 5X5 Placement Reports & Data https://goo.gl/6JLHU	California Model 5X5 Placement Reports & Data https://goo.gl/BNrfiK	California Model 5X5 Placement Reports & Data https://goo.gl/x55VBT	California Model 5X5 Placement Reports & Data https://goo.gl/w18OXN	California Model 5X5 Placement Reports & Data https://goo.gl/4pFlq4
Washington https://goo.gl/CTJYkV	California Model 5X5 Placement Reports & Data https://goo.gl/w27vVF	California Model 5X5 Placement Reports & Data https://goo.gl/GkCvRi	California Model 5X5 Placement Reports & Data https://goo.gl/sq61eP	California Model 5X5 Placement Reports & Data https://goo.gl/Y66xob	California Model 5X5 Placement Reports & Data https://goo.gl/FDVsSV
Winters https://goo.gl/noMffu	California Model 5X5 Placement Reports & Data https://goo.gl/9qkD17	California Model 5X5 Placement Reports & Data https://goo.gl/6hbSdt	California Model 5X5 Placement Reports & Data https://goo.gl/3dSfkC	California Model 5X5 Placement Reports & Data https://goo.gl/XCFB96	California Model 5X5 Placement Reports & Data https://goo.gl/kZ6tFE
Woodland https://goo.gl/T0H5rz	California Model 5X5 Placement Reports & Data https://goo.gl/kAClqE	California Model 5X5 Placement Reports & Data https://goo.gl/S3yV4e	California Model 5X5 Placement Reports & Data https://goo.gl/8snOVk	California Model 5X5 Placement Reports & Data https://goo.gl/mkBmlx	California Model 5X5 Placement Reports & Data https://goo.gl/mYr1fG

California School Dashboard Reference Guide



[Home](#) [Logout](#)

[Home](#) / [West Chavez Unified School District - San Joaquin](#) / [Equity Report](#)

Equity Report

West Chavez Unified School District - San Joaquin County

Enrollment: 150
Socioeconomically Disadvantaged: 10%
English Learners: 5%

Enrollment Youth: N/A
Grade Span: K-12
Reporting Year: Spring 2017

Equity Report
Status and Change Report
Detailed Reports
Student Group Report

The Equity Report shows the performance levels for all students on the state indicators. It also shows the total number of student groups that received a performance level for each indicator and how many of those student groups are in the two lowest performance levels (Red/Orange). The total number of student groups may vary due to the number of grade levels included within each indicator.

State Indicators	11 Students Performance	Total Student Groups	Student Groups in Red/Orange
Chronic Absenteeism	N/A	N/A	N/A
Suspension Rate (K-12)			2
English Learner Progress (K-12)			0
Graduation Rate (9-12)			4
College/Career <small>Available Fall 2017. Select for Grade 11 assessment results.</small>		N/A	N/A
English Language Arts (3-8)			0
Mathematics (3-8)			

Local Indicators

Local Indicators	Ratings
Standards (Teachers, Instructional Materials, Facilities)	Data Reported
Implementation of Academic Standards	Data Not Reported
Parent Engagement	Data Not Reported for Two or More Years
Local Climate Survey	Data Reported

Performance Levels: Blue (Highest) Green Yellow Orange Red (Lowest)

An asterisk (*) shows that the student group has less than 11 students and is not reported for privacy reasons. The performance level (color) is not included when there are less than 30 students in any year used to calculate status and change. An N/A means that data is not currently available.

Optional Narrative Summary

A narrative text box will be provided as an optional feature for local educational agencies to describe their performance on the state and local indicators. This option will be included in the Dashboard Coordinator Portal to be completed by LEAs. The optional narrative will be displayed as text summary paragraph at the bottom each report to provide additional context and information.

General information about the school district or school

Report description

List of state indicators

Overall performance category

List of local indicators

Additional information and context provided by the district

Report navigation toolbar

Lists the number of student groups with information for each indicator

Lists the number of student groups receiving a red or orange on the state indicator

Information for local indicators

Performance level key

Notes about information shown in this report

Note: The data reported for some state indicators are from prior years.