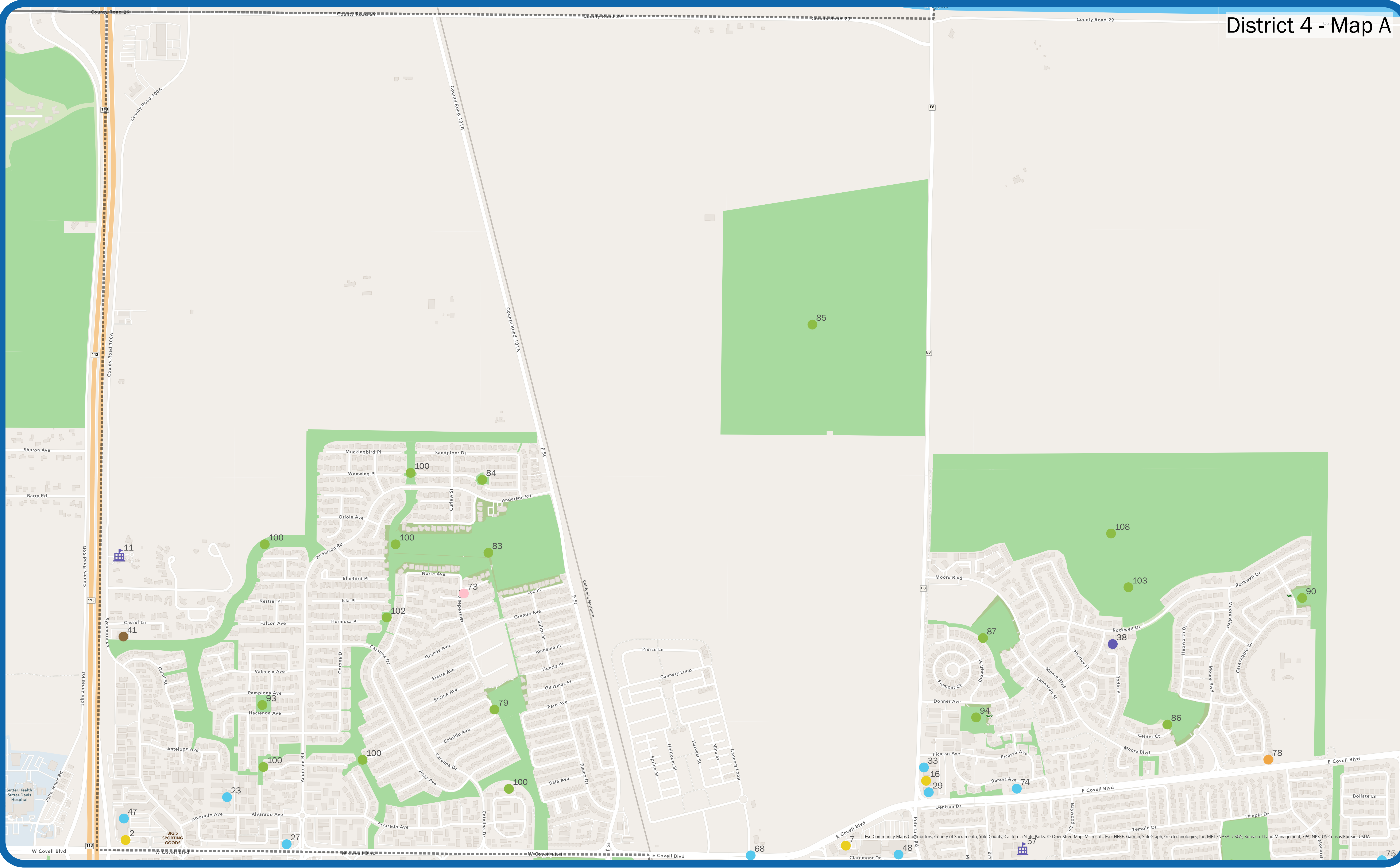


- Key to Asset Types**
- Economic
 - Physical
 - Basic Services
 - Health & Human Services
 - Education & Information
 - Civic & Political
 - Cultural & Artistic
 - Spiritual & Religious
 - Social & Associational
 - Individual Development
 - Schools
 - Higher Education
 - Libraries
 - Police & Sheriff Stations
 - Fire Stations
 - Hospitals & Health Centers
 - Supervisor District Boundary
 - County Boundary

INSTRUCTIONS

1. Review mapped assets using the Asset Map Key Handout to understand asset name, category, and services provided at that location.
2. Confirm where existing services are provided by mapped assets. Have we mapped existing assets correctly and have we missed anything that exists? *Note directly on the map or on a blue post-it note.*
- 2b. Use the supplementary "Asset & Service Identification Form" to add services provided by an asset and elaborate on how they benefit children, youth, & families.
3. What services and/or resources would you like to see, which are not provided by existing assets in the area mapped, that would be most beneficial to Yolo County children, youth, and families? *Discuss with your table and write your ideas down on a yellow post-it note.*



District 4 - Map A

INSTRUCTIONS

1. Review mapped assets using the Asset Map Key Handout to understand asset name, category, and services provided at that location.
2. Confirm where existing services are provided by mapped assets. Have we mapped existing assets correctly and have we missed anything that exists? *Note directly on the map or on a blue post-it note.*
- 2b. Use the supplementary "Asset & Service Identification Form" to add services provided by an asset and elaborate on how they benefit children, youth, & families.
3. What services and/or resources would you like to see, which are not provided by existing assets in the area mapped, that would be most beneficial to Yolo County children, youth, and families? *Discuss with your table and write your ideas down on a yellow post-it note.*

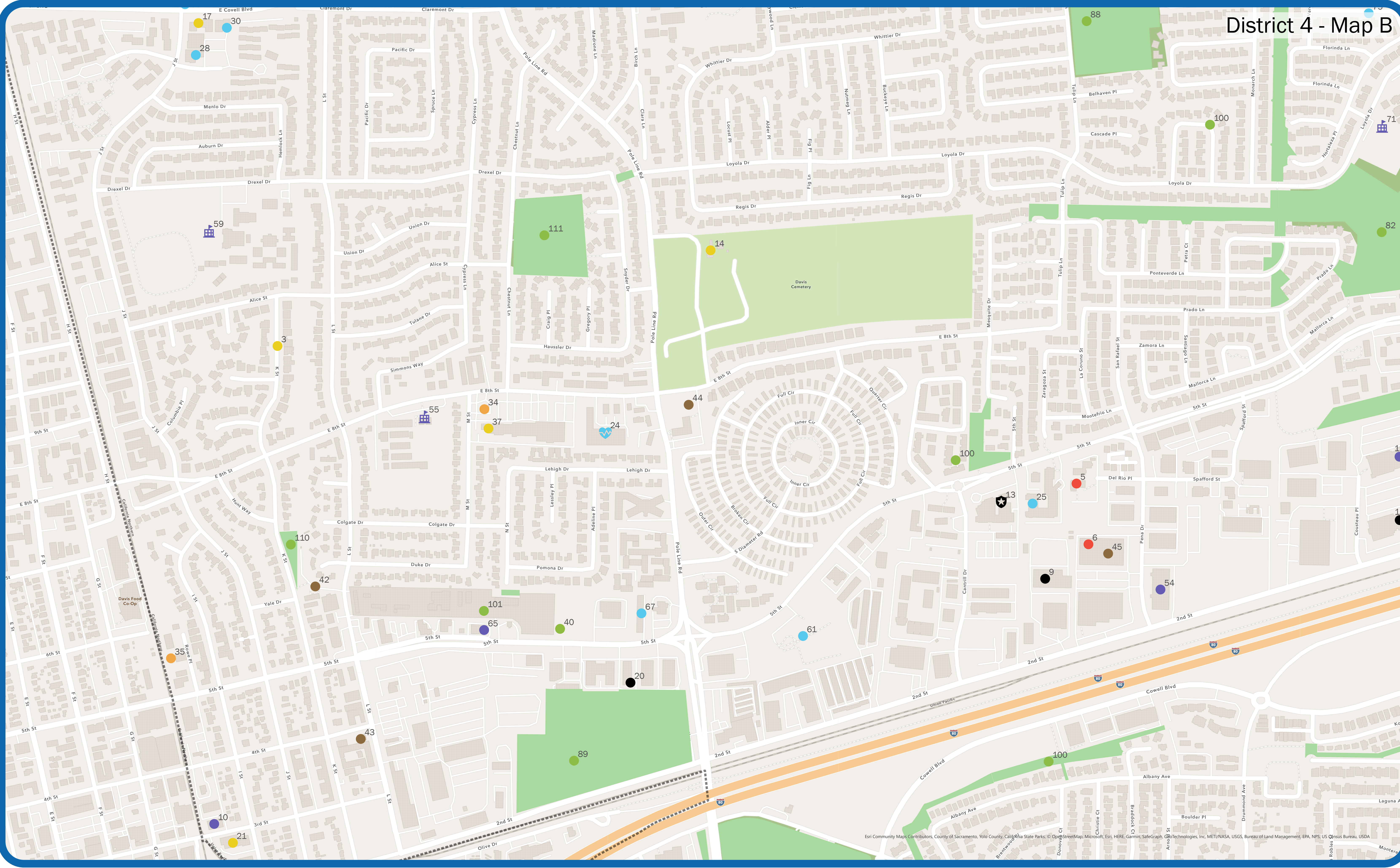
Key to Asset Types

- Economic
- Physical
- Basic Services
- Health & Human Services
- Education & Information
- Civic & Political
- Cultural & Artistic
- Spiritual & Religious
- Social & Associational
- Individual Development
- Schools
- Higher Education
- Libraries
- Police & Sheriff Stations
- Fire Stations
- Hospitals & Health Centers
- Supervisor District Boundary
- County Boundary

- County Boundary
- Supervisor District Boundary
- Hospitals & Health Centers
- Fire Stations
- Police & Sheriff Stations
- Libraries
- Higher Education
- Schools
- Individual Development
- Social & Associational
- Spiritual & Religious
- Cultural & Artistic
- Civic & Political
- Education & Information
- Health & Human Services
- Basic Services
- Physical
- Economic

INSTRUCTIONS

1. Review mapped assets using the Asset Map Key Handout to understand asset name, category, and services provided at that location.
2. Confirm where existing services are provided by mapped assets. Have we mapped existing assets correctly and have we missed anything that exists? Note directly on the map or on a blue post-it note.
- 2b. Use the supplementary "Asset & Service Identification Form" to add services provided by an asset and elaborate on how they benefit children, youth, & families.
3. What services and/or resources would you like to see, which are not provided by existing assets in the area mapped, that would be most beneficial to Yolo County children, youth, and families? Discuss with your table and write your ideas down on a yellow post-it note.



- Key to Asset Types**
- Economic
 - Physical
 - Basic Services
 - Health & Human Services
 - Education & Information
 - Civic & Political
 - Cultural & Artistic
 - Spiritual & Religious
 - Social & Associational
 - Individual Development
 - Schools
 - Higher Education
 - Libraries
 - Police & Sheriff Stations
 - Fire Stations
 - Hospitals & Health Centers
 - Supervisor District Boundary
 - County Boundary

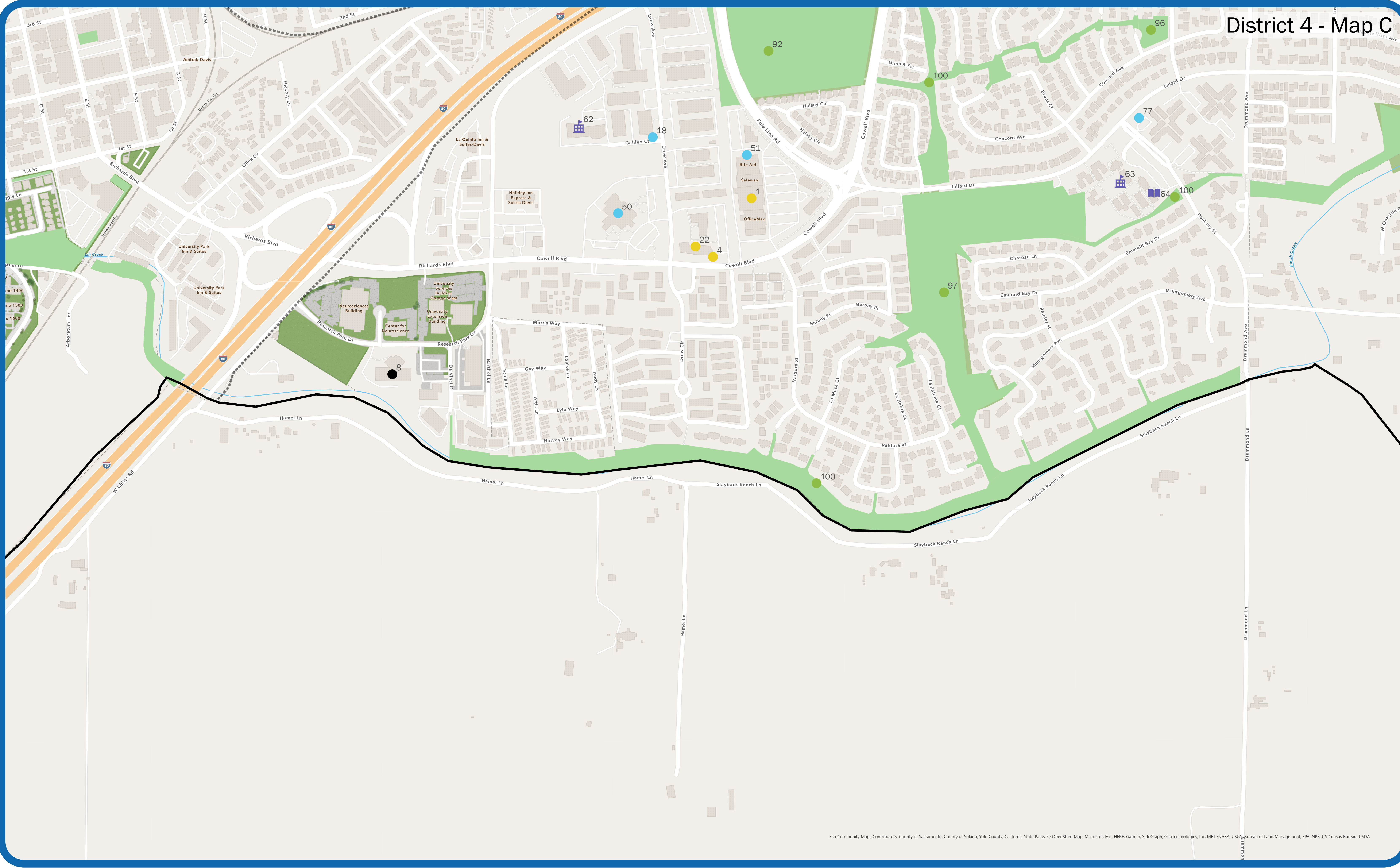
INSTRUCTIONS

1. Review mapped assets using the Asset Map Key Handout to understand asset name, category, and services provided at that location.
2. Confirm where existing services are provided by mapped assets. Have we mapped existing assets correctly and have we missed anything that exists? Note directly on the map or on a blue post-it note.
- 2b. Use the supplementary "Asset & Service Identification Form" to add services provided by an asset and elaborate on how they benefit children, youth, & families.
3. What services and/or resources would you like to see, which are not provided by existing assets in the area mapped, that would be most beneficial to Yolo County children, youth, and families? Discuss with your table and write your ideas down on a yellow post-it note.

- Key to Asset Types**
- Economic
 - Physical
 - Basic Services
 - Health & Human Services
 - Education & Information
 - Civic & Political
 - Cultural & Artistic
 - Spiritual & Religious
 - Social & Associational
 - Individual Development
 - Schools
 - Higher Education
 - Libraries
 - Police & Sheriff Stations
 - Fire Stations
 - Hospitals & Health Centers
 - Supervisor District Boundary
 - County Boundary

INSTRUCTIONS

1. Review mapped assets using the Asset Map Key Handout to understand asset name, category, and services provided at that location.
2. Confirm where existing services are provided by mapped assets. Have we mapped existing assets correctly and have we missed anything that exists? Note directly on the map or on a blue post-it note.
- 2b. Use the supplementary "Asset & Service Identification Form" to add services provided by an asset and elaborate on how they benefit children, youth, & families.
3. What services and/or resources would you like to see, which are not provided by existing assets in the area mapped, that would be most beneficial to Yolo County children, youth, and families? Discuss with your table and write your ideas down on a yellow post-it note.



- Key to Asset Types**
- Economic
 - Physical
 - Basic Services
 - Health & Human Services
 - Education & Information
 - Civic & Political
 - Cultural & Artistic
 - Spiritual & Religious
 - Social & Associational
 - Individual Development
 - Schools
 - Higher Education
 - Libraries
 - Police & Sheriff Stations
 - Fire Stations
 - Hospitals & Health Centers
 - Supervisor District Boundary
 - County Boundary

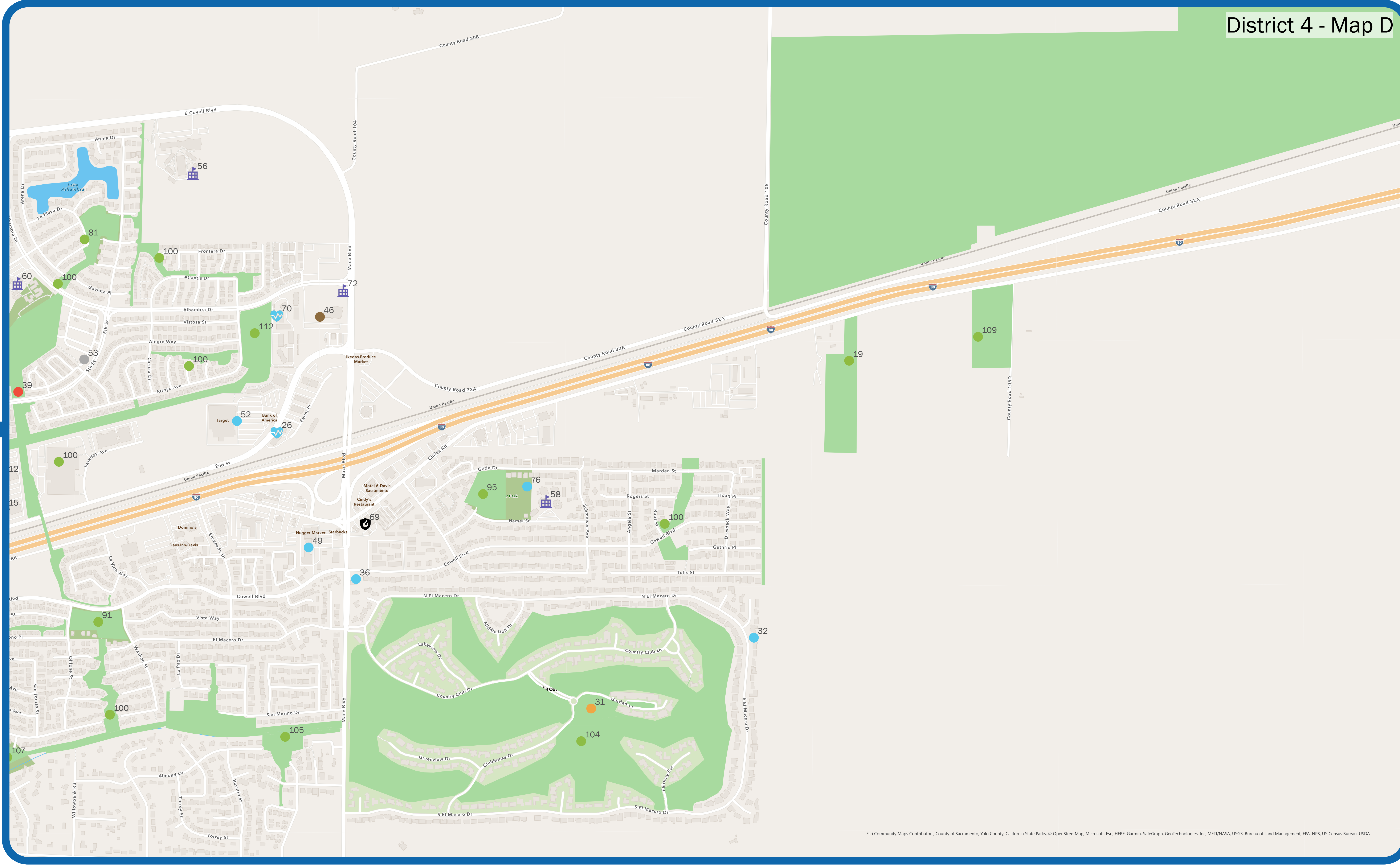
INSTRUCTIONS

1. Review mapped assets using the Asset Map Key Handout to understand asset name, category, and services provided at that location.
2. Confirm where existing services are provided by mapped assets. Have we mapped existing assets correctly and have we missed anything that exists? Note directly on the map or on a blue post-it note.
- 2b. Use the supplementary "Asset & Service Identification Form" to add services provided by an asset and elaborate on how they benefit children, youth, & families.
3. What services and/or resources would you like to see, which are not provided by existing assets in the area mapped, that would be most beneficial to Yolo County children, youth, and families? Discuss with your table and write your ideas down on a yellow post-it note.

- Key to Asset Types**
- Economic
 - Physical
 - Basic Services
 - Health & Human Services
 - Education & Information
 - Civic & Political
 - Cultural & Artistic
 - Spiritual & Religious
 - Social & Associational
 - Individual Development
 - Schools
 - Higher Education
 - Libraries
 - Police & Sheriff Stations
 - Fire Stations
 - Hospitals & Health Centers
 - Supervisor District Boundary
 - County Boundary

INSTRUCTIONS

1. Review mapped assets using the Asset Map Key Handout to understand asset name, category, and services provided at that location.
2. Confirm where existing services are provided by mapped assets. Have we mapped existing assets correctly and have we missed anything that exists? Note directly on the map or on a blue post-it note.
- 2b. Use the supplementary "Asset & Service Identification Form" to add services provided by an asset and elaborate on how they benefit children, youth, & families.
3. What services and/or resources would you like to see, which are not provided by existing assets in the area mapped, that would be most beneficial to Yolo County children, youth, and families? Discuss with your table and write your ideas down on a yellow post-it note.



- INSTRUCTIONS**
1. Review mapped assets using the Asset Map Key Handout to understand asset name, category, and services provided at that location.
 2. Confirm where existing services are provided by mapped assets. Have we mapped existing assets correctly and have we missed anything that exists? Note directly on the map or on a blue post-it note.
 - 2b. Use the supplementary "Asset & Service Identification Form" to add services provided by an asset and elaborate on how they benefit children, youth, & families.
 3. What services and/or resources would you like to see, which are not provided by existing assets in the area mapped, that would be most beneficial to Yolo County children, youth, and families? Discuss with your table and write your ideas down on a yellow post-it note.

- Key to Asset Types**
- Economic
 - Physical
 - Basic Services
 - Health & Human Services
 - Education & Information
 - Civic & Political
 - Cultural & Artistic
 - Spiritual & Religious
 - Social & Associational
 - Individual Development
 - Schools
 - Higher Education
 - Libraries
 - Police & Sheriff Stations
 - Fire Stations
 - Hospitals & Health Centers
 - Supervisor District Boundary
 - County Boundary